



2012

.....	3
.....	4
.....	6
.....	8
.....	22
.....	25

	Zhejiang Qianjiang Biochemical Co., Ltd
	QJBIOCH

	598 7	598 7
	0573-87042800	0573-87038237
	0573-87042800	0573-87035640
	qjbioch@600796.com	qjbioch@600796.com

	598 7
	314400
	598 7
	314400
	http://www.600796.com
	qjbioch@600796.com

	www.sse.com.cn

A			600796

()

()

2011

()

() ,
 ,

		128

()

	2012	2011	(%)	2010
	445,941,810.72	558,968,655.36	-20.22	431,994,267.10
	17,625,949.11	10,036,872.15	75.61	49,678,935.66
	-38,467,860.00	-7,596,908.22	-406.36	23,947,033.34
	160,022,803.92	150,272,650.87	6.49	-30,579,013.26
	2012	2011	(%)	2010
	502,065,067.02	484,179,231.33	3.69	479,900,248.25
	1,332,114,606.81	1,211,661,329.36	9.94	1,088,650,264.99

	362,000.00		366,981.71	855,530.8
				14,487.94
	245,167.12			5,291,251.47
	15,050,192.20		9,282,037.35	
	-592,087.54		447,012.18	-945,282.75
	-153,793,804.96			
	73,777.17		-165,484.6	-220,370.48
	-9,976,485.15		-3,956,302.76	-2,476,650.3
	56,093,809.11		17,633,780.37	25,731,902.32

1.		44,594.18	20.22 %	-8,820.67
	267.03		1762.59	75.61%
	1924.98	6,724.98	, 4,800	2012
		2011 7 30		
31		200,000,000.00	298,727,706.00	2012 12
2.			98,727,706.00	
1				27.39
		3.8%	89%	30%
2				
	A4A7	100%	O	60%A
O				
3				
	3#	10%	4%	
4				

" "

300

900

()

1

:

			%
	445,941,810.72	558,968,655.36	-20.22
	357,201,302.09	474,424,708.22	-24.71
	9,370,316.07	14,024,278.34	-33.19
	113,531,149.59	62,493,042.81	81.67
	44,744,488.10	35,010,091.52	27.80
	160,022,803.92	150,272,650.87	6.49
	-50,054,040.59	-273,355,437.73	81.69
	-101,200,199.84	96,118,980.63	-205.29
	19,022,062.83	22,598,726.47	-15.83

2

(1)

20.22%

(2)

		()	%
		11,448	25.67
1		5,299	9.64
2		2,239	5.02
3		1,708	3.83
4		1,649	3.70
5		1,553	3.48

(3)

3

(1)

:

			(%)		(%)	(%)
		169,086,030.75	47.79	210,859,704.67	44.62	-19.81
		15,882,087.77	4.49	20,589,352.93	4.36	-22.86
		22,626,873.26	6.39	29,478,606.51	6.24	-23.24
		66,254,882.60	18.72	88,115,599.38	18.65	-24.81
		273,849,874.38	77.39	349,043,263.49	73.87	-21.54
		61,541,123.05	17.39	69,261,508.69	14.66	-11.15
		4,614,746.29	1.30	5,040,155.44	1.07	-8.44
		11,035,204.38	3.12	12,723,468.26	2.69	-13.27
		1,599,898.76	0.45	1,889,625.36	0.40	-15.33
		78,790,972.48	22.26	88,914,757.75	18.82	-11.39
		596,570.68	0.17	20,888,604.77	4.42	-97.14
		83,909.21	0.02	1,894,105.81	0.40	-95.57
		301,401.31	0.09	4,513,157.24	0.96	-93.32
		232,964.20	0.07	7,236,404.21	1.53	-96.78
		1,214,845.40	0.35	34,532,272.03	7.31	-96.48
		353,855,692.26	100.00	472,490,293.27	100.00	-25.11
			(%)		(%)	(%)
		133,159,702.60	37.63	160,308,624.11	33.93	-16.94
		10,803,256.94	3.05	11,623,415.21	2.46	-7.06
		17,867,701.89	5.05	22,606,586.40	4.78	-20.96
		52,945,596.53	14.96	62,748,595.85	13.28	-15.62
		214,776,257.96	60.70	257,287,221.57	54.45	-16.52
T		21,668,774.28	6.12	4,243,862.74	0.90	410.59
		2,435,342.29	0.69	432,903.13	0.09	462.56
		1,749,516.45	0.49	308,897.44	0.07	466.37
		5,609,977.48	1.59	1,324,795.03	0.28	323.46
		31,463,610.50	8.89	6,310,458.34	1.34	398.59
		14,257,553.87	4.03	46,307,217.82	9.80	-69.21
		2,643,488.54	0.75	8,533,034.59	1.81	-69.02
		3,009,654.92	0.85	6,563,122.67	1.39	-54.14
		7,699,308.59	2.18	24,042,208.50	5.09	-67.98

	27,610,005.92	7.80	85,445,583.58	18.08	-67.69
	60,224,399.48	17.02	68,054,437.13	14.40	-11.51
	4,470,967.11	1.26	4,772,108.51	1.01	-6.31
	9,794,580.26	2.77	11,698,205.80	2.48	-16.27
	1,157,207.84	0.33	1,285,231.98	0.27	-9.96
	75,647,154.69	21.38	85,809,983.42	18.16	-11.84
	1,316,723.57	0.37	1,207,071.56	0.26	9.08
	143,779.18	0.04	268,046.93	0.06	-46.36
	1,240,624.12	0.35	1,025,262.46	0.22	21.01
	442,690.92	0.13	604,393.38	0.13	-26.75
	3,143,817.79	0.89	3,104,774.33	0.66	1.26
	596,570.68	0.17	20,888,604.77	4.42	-97.14
	83,909.21	0.02	1,894,105.81	0.40	-95.57
	301,401.31	0.09	4,513,157.24	0.96	-93.32
	232,964.20	0.07	7,236,404.21	1.53	-96.78
	1,214,845.40	0.34	34,532,272.03	7.31	-96.48
	353,855,692.26	100.00	472,490,293.27	100.00	-25.11

(2)

		()	%
2 ^Ci+X		7,360	31.27
1		3,036	12.90
2		1,683	7.15
3		1,403	5.96
4		637	2.71
5		601	2.55

(3)

4

	260,362.73	2,210,337.07	-88.22
	0	863,782,694.27	100.00

	3,044,231.57	5,525,592.97	-44.91
	2,666,735.52	4,073,906.03	-34.54
	899,889.82	1,493,922.68	-39.76
	113,531,149.59	62,493,042.81	81.67

	30%			
1		6,481		
2	304	553	249	44.91%
3	267	407	140	34.54%
4	90	149	59	39.76%,

	203,876.31	1,034,690.27	-80.30
	2,790,070.46	1,144,296.17	143.82
	44,744,488.10	35,010,091.52	27.80

	30%			
1	20	103	83	80.30%
2	279	114	165	143.82%

	5,622,793.69	1,636,808.01	243.52
	67,645.51	131,153.33	-48.42
	5,690,439.20	1,767,961.34	221.86

	30%			
1		562	164	243.52%
2	7	13	6	48.42%

5
(1)

	19,022,062.83
	0
	19,022,062.83
%	3.67
%	4.27

(2)

E				
		10%	5%	
			10% 20%	60%
		4		

6

				%
	74,234	116,588	-42,354	-36.33
	58,231	101,561	-43,330	-42.66
	18,253	2,400	15,853	660.54
	23,258	29,735	-6,477	-21.78
	69,705	77,390	-7,685	-9.93
	79,825	67,778	12,047	17.77
	890	-2,840	3,730	131.34

	30%			
1	74,234	116,588	36.33%	
2	58,231	101,561	42.66%	
3	18,253	2,400	660.54%	
4	890	-2,840	131.34%	

7

(1)

(2)

()

1

: :

				(%)	(%)	%
	336,471,489.50	273,849,874.38	18.61	-18.61	-21.54	3.05
	101,935,830.07	78,790,972.48	22.71	-7.36	-11.39	3.51
	1,081,428.57	1,214,845.40	-12.34	-96.47	-96.48	0.33
	439,488,748.14	353,855,692.26	19.48	-20.68	-25.11	4.76

				(%)	(%)	%
	263,381,191.20	214,776,257.96	18.45	-15.16	-16.52	1.33
T	43,931,623.72	31,463,610.50	28.38	403.43	398.59	0.69
	29,158,674.58	27,610,005.92	5.31	-69.05	-67.69	3.99
	96,208,413.67	75,647,154.69	21.37	-9.00	-11.84	2.54
	5,727,416.40	3,143,817.79	45.11	32.74	1.26	17.07
	1,081,428.57	1,214,845.40	-12.34	-96.47	-96.48	0.33
	439,488,748.14	353,855,692.26	19.48	-20.68	-25.11	4.76

2

: :

	328,339,889.73	-24.69
	111,148,858.41	-5.87
	439,488,748.14	-20.68

()

1

:

		%		%	%
	100,545,738.50	7.55	79,203,140.93	6.54	26.95
	29,974,859.47	2.25	22,424,010.04	1.85	33.67
	67,516,263.65	5.07	51,062,889.52	4.21	32.22
	6,222,979.38	0.47	8,893,028.75	0.73	-30.02
	493,248.88	0.04	0.00	0	0
	169,112.85	0.01	760,000.00	0.06	-77.75
	119,279,796.86	8.95	26,703,596.84	2.20	346.68
	124,928,638.28	9.38	140,731,624.95	11.61	-11.23
	140,700,000.00	10.56	0.00	0	0
	16,000,000.00	1.20	0.00	0	0

"				"
1.				
2.	"	"	146,330	3,620
3.			161	" "
	B2			24.66%
4.				
		50%	(
)				

										:	:		
	14,000		12									3216	2433.22

2011 1 13 2011
 12% 14,000 2011 2 23 2013 2 22 2013 3 15
 143,877,787.00

3

4

	()	()	()
	5,137.44	5,002.32	2.32
	2,480.55	190.69	-35.73
	661.46	583.04	-68.07
	1,671.64	1,345.98	53.82
	22,494.10	8,187.15	-52.81
	77,374.26	20,512.66	329.55
	118,669.46	12,448.87	1,768.59
	6,042.32	2,778.04	733.23
	59 005.03	24 088.13	-5 696.21

- 1)
- 2)
- 3)
- 4)

2012 35.73

5)

6) 329.55

7) 100 174,621

85% 6.45 2012 1768 170

14 5 2 2013 5 9

4

8) 2012

733

9)

2012

5

				:	:
	10,000,000	100%	-187,950.34	8,691,971.54	15
	127,900,000	100%	002 528,040.31	180,619,846.72	
	40,000,000	100%	9,827,487.17	35,313,119.93	

()

()

2013 5 4.89
4.72 2,800
1.

2.

3.

1 2

4.

"

"

5.

()

13,000

()

1

2

3

13,400

49.32%

4

()

()

()

()

()

2012 9 6 2012

()

2012	
------	--

()

	10	10 ()	10			(%)
2012	0	0	0	0	17,625,949.11	0
2011	0	0	0	0	10,036,872.15	0
2010	1	0.2	0	5,480,038.98	49,678,935.66	66.19

()

1.

2.

3.

"

"

()

" "

4,000

2012

ISO14001

()
1

		0	3,700	0			
		2012 10 8 2012 9 24 2000 1700 12 28 2012 9 29 2012 7.2% 36.2					
		7.2%					
		36.2					

()
1

2012

	2,000
B	1,700
A+B	13,700
(%)	26.44

2014 9 5
2012 12 31

2,000

2012 9 6

1.

2012 2 3

14,000

()

1

		(%)							(%)
1									
2									
3									
	301,402,144	100						301,402,144	100
1	301,402,144	100						301,402,144	100
2									
3									
4									
	301,402,144	100						301,402,144	100

()

()

3

()

()

()

			47,551		5	47,130
		(%)				
		33.3	100,378,762	0		50,000,000
		0.83	2,500,000	-1,500,000		
		0.52	1,566,841	0		
		0.38	1,132,583	-50,000		
		0.33	986,758	986,758		
		0.29	880,000	0		
		0.28	837,200	837,200		

		0.28	834,053	-20,000		
		0.27	800,000	800,000		
		0.20	599,013	599,013		
			100,378,762			
			2,500,000			
			1,566,841			
			1,132,583			
			986,758			
			880,000			
			837,200			
			834,053			
			800,000			
			599,013			

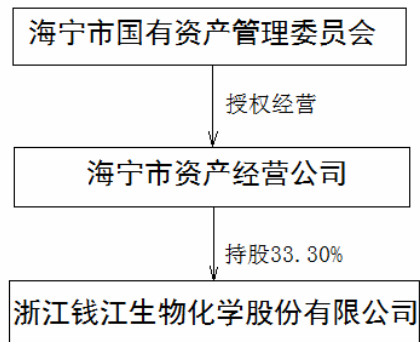
()
1

	1996 12 16

	72006083-7	
		20
	2012	5684.61
	2012 54.03	122.73
		37.94% 21248.36

()

1



()

			44	2010 29	6	2013 29	6	880,000	880,000	0	35.72	0
(1)			49	2012 24	2	2013 29	6	0	0	0	0	0
(1			59	2010 29	6	2012 24	2	0	0	0	0.83	0
			61	2010 29	6	2013 29	6	0	0	0	5	0
(2			51	2010 29	6	2012 6	9	0	0	0	3.34	0
(1			56	2012 24	2	2013 29	6	0	0	0	4.17	0
(2			54	2012 6	9	2013 29	6	0	0	0	1.66	0
			50	2010 29	6	2013 29	6	285,500	214,500	-71,000	27.82	0
			53	2010 29	6	2013 29	6	308,000	308,000	0	27.82	0
			44	2010 29	6	2013 29	6	444,400	444,400	0	27.79	0
			55	2010 29	6	2013 29	6	302,489	302,489	0	17.54	0
			50	2010 29	6	2013 29	6	214,940	205,000	-9,940	27.81	0
			48	2010 29	6	2013 29	6	183,532	183,532	0	20.56	0
			58	2010 29	6	2013 29	6	0	0	0	0	0
			57	2010	6	2013	6	1,182,583	1,132,583	-50,000	13.91	0

				29	29								
			57	2010 29	6 6	2013 29	6 6	201,300	201,300	0	8.25	0	
			49	2010 29	6 6	2013 29	6 6	414,696	414,696	0	13.91	0	
			49	2010 29	6 6	2013 29	6 6	5,500	5,500	0	8.1	0	
			33	2010 29	6 6	2013 29	6 6	1,100	1,100	0	8	0	
	/	/	/	/	/	/	/	4,424,040	4,293,100	-130,940	/	252.23	0

(1)

2012

(1

2010

()

()

			2010 9 8	2013 9 8
			2005 11 17	
			2012 3 18	
			2010 9 8	2013 9 8
			2010 9 6	2013 9 6
			2005 11 4	
			2010 9 6	2013 9 6
			2010 9 8	2013 9 8

	2010 6 29 2010	2010 8 13
		" "
	252.23	,

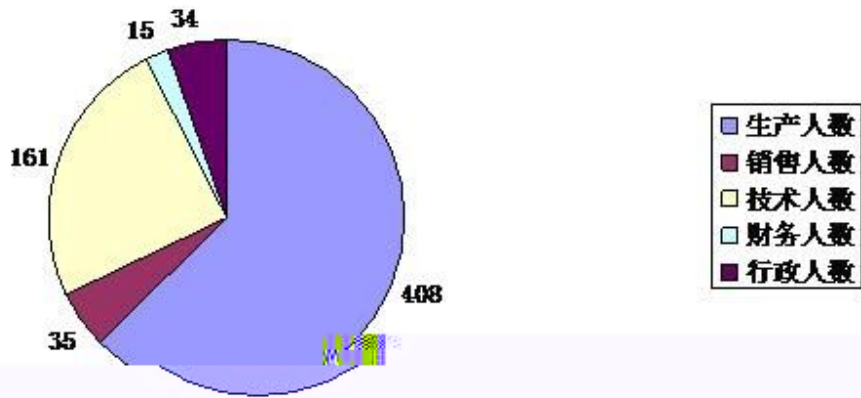
()

	636
	17
	653
	171
	408
	35
	161
	15
	34
	653
	66
	157
	385
	45
	653

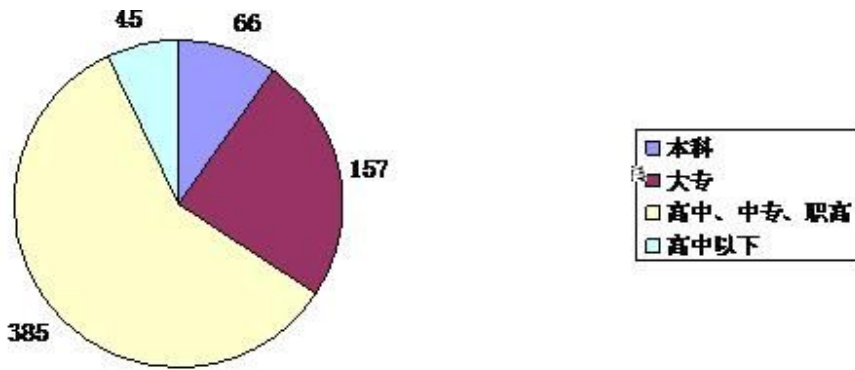
()

()

()



()



()

	0
	0

2012 9 6 2012

2012 7

[2011]30

2012 3 28

2012 3 30

2011	2012 23	4	2011	www.sse.com.cn	2012 4 24
			2011		
			2011		
			2011		
			2011		
2012	2012 24	2		www.sse.com.cn	2012 2 25

2012	2012 9 6			www.sse.com.cn	2012 9 7
------	-------------	--	--	----------------	-------------

5

2012

1

2012

2012

2

2013

2012

3

2012 2 24

2012

2012 9 6

2012

2012 3 2012 7

2012 3 28
2012 3 30

() 2012

2013 1578

2012 12 31

2012

2

1

2012 12 31

2012

2012 12 31

:

: :

		100,545,738.50	79,203,140.93
		29,974,859.47	22,424,010.04
		67,516,263.65	51,062,889.52
		6,222,979.38	8,893,028.75
		493,248.88	
		169,112.85	760,000.00
		119,279,796.86	26,703,596.84
		124,928,638.28	140,731,624.95
		140,700,000.00	
		16,000,000.00	
		605,830,637.87	329,778,291.03
			140,000,000.00
		228,103,348.02	257,364,640.58
		427,704,730.19	217,288,072.92
		5,296,918.26	111,370,037.27
		200,317.91	3,491,110.67
		29,647,629.19	30,466,365.87
		1,501,685.17	1,760,306.65
		2,274,216.07	2,368,959.00

		31,555,124.13	117,773,545.37
		726,283,968.94	881,883,038.33
		1,332,114,606.81	1,211,661,329.36
		310,324,000.00	463,240,000.00
		10,000,000.00	34,104,850.80
		69,538,528.01	66,139,519.01
		9,044,214.91	19,386,779.49
		55,568,505.95	4,826,218.63
		8,375,348.11	3,117,845.25
		9,561,813.59	970,103.79
		334,272.00	245,656.00
		5,475,354.47	36,926,271.47
		140,000,000.00	
		618,222,037.04	628,957,244.44
		50,643,398.78	81,513,413.83
		751,632.11	778,729.53
		144,352,392.47	1,770,000.00
		195,747,423.36	84,062,143.36
		813,969,460.40	713,019,387.80
		301,402,144.00	301,402,144.00
		37,580,839.09	37,581,245.71
		70,631,647.66	68,886,710.56

		93,076,253.65	77,195,241.64
		-625,817.38	-886,110.58
		502,065,067.02	484,179,231.33
		16,080,079.39	14,462,710.23
		518,145,146.41	498,641,941.56
		1,332,114,606.81	1,211,661,329.36

2012 12 31

:

: :

		90,407,366.14	69,846,251.29
		26,156,063.75	17,985,726.02
		56,909,980.15	40,469,228.69
		4,728,485.33	7,722,133.93
		493,248.88	
		169,112.85	760,000.00
		131,250,118.14	37,795,315.42
		78,710,093.38	127,992,573.22
		140,700,000.00	
		529,524,468.62	302,571,228.57
			140,000,000.00
		304,150,144.10	283,411,436.66
		390,523,247.78	187,924,489.57
		4,495,619.69	102,490,115.39
		200,317.91	3,491,110.67
		17,283,497.25	17,696,660.73

		1,501,685.17	1,760,306.65
		2,090,297.43	2,229,119.68
		31,555,124.13	117,773,545.37
		751,799,933.46	856,776,784.72
		1,281,324,402.08	1,159,348,013.29
		290,324,000.00	440,240,000.00
		10,000,000.00	34,094,850.80
		60,807,881.72	55,587,893.15
		7,905,895.52	17,906,518.70
		53,960,543.18	3,719,264.56
		5,742,799.73	1,626,664.68
		9,516,695.26	912,776.68
		2,224,384.75	33,885,184.59
		140,000,000.00	
		580,482,200.16	587,973,153.16
		50,643,398.78	81,513,413.83
		142,888,392.47	
		193,531,791.25	81,513,413.83
		774,013,991.41	669,486,566.99
		301,402,144.00	301,402,144.00
		36,847,008.54	36,847,415.16
		70,631,647.66	68,886,710.56
		98,429,610.47	82,725,176.58
		507,310,410.67	489,861,446.30
		1,281,324,402.08	1,159,348,013.29

2012 1 12

: :

		445,941,810.72	558,968,655.36
		445,941,810.72	558,968,655.36
		533,261,804.45	587,280,283.35
		357,201,302.09	474,424,708.22
		1,009,052.35	789,282.72
		9,370,316.07	14,024,278.34
		113,531,149.59	62,493,042.81
		44,744,488.10	35,010,091.52
		7,405,496.25	538,879.74
		-886,749.85	30,981,951.32
		-16,482,109.17	16,907,695.96
		-88,206,743.58	2,670,323.33
		205,054,057.09	8,371,143.04
		90,353,678.26	1,436,833.67
		200,789.72	746.40
		26,493,635.25	9,604,632.70
		5,690,439.20	1,767,961.34
		20,803,196.05	7,836,671.36
		17,625,949.11	10,036,872.15
		3,177,246.94	-2,200,200.79
		0.06	0.03
		0.06	0.03
		371,440.80	-396,928.69

		21,174,636.85	7,439,742.67
		17,885,835.69	9,759,022.06
		3,288,801.16	-2,319,279.39

2012 1 12

: :

		399,975,848.32	480,679,450.25
		331,964,894.25	407,317,961.20
		686,262.71	593,361.19
		8,736,606.42	12,976,311.61
		106,510,925.22	53,730,774.50
		42,437,250.13	32,449,404.67
		4,698,306.90	1,103,709.22
		706,651.03	29,102,884.49
		-18,091,773.09	10,036,753.44
		-94,351,746.28	1,610,812.35
		205,027,975.10	7,893,072.89
		90,014,943.63	1,017,500.81
		16,578.97	
		20,661,285.19	8,486,384.43
		3,211,914.20	136,553.24
		17,449,370.99	8,349,831.19
		-406.62	
		17,448,964.37	8,349,831.19

		142,429,319.75	465,090,682.69
		582,313,526.02	1,015,607,595.10
		160,022,803.92	150,272,650.87
		69,945,167.12	700,000.00
		27,188,607.24	23,160,053.36
		185,323.53	135,000.00
		85,206,195.04	
		182,525,292.93	23,995,053.36
		108,579,333.52	153,259,270.37
		85,000,000.00	142,000,000.00
		39,000,000.00	2,091,220.72
		232,579,333.52	297,350,491.09
		-50,054,040.59	-273,355,437.73
		535,784,000.00	688,255,675.00
		161,264,000.00	85,640,000.00
		697,048,000.00	773,895,675.00
		710,524,000.00	624,155,675.00
		32,562,987.21	33,454,626.33

		1,582,816.00	1,704,296.00
		55,161,212.63	20,166,393.04
		798,248,199.84	677,776,694.37
		-101,200,199.84	96,118,980.63
		133,437.69	-1,431,618.96
		8,902,001.18	-28,395,425.19
		74,589,815.53	102,985,240.72
		83,491,816.71	74,589,815.53

2012 1 12

:

		385,389,589.98	441,528,217.03
		7,963,000.62	11,694,520.80
		307,890,331.93	196,972,343.29
		701,242,922.53	650,195,081.12
		307,023,149.61	343,625,748.22
		44,308,503.95	40,777,297.29
		4,596,360.19	3,085,094.78
		166,334,728.44	173,682,150.04
		522,262,742.19	561,170,290.33
		178,980,180.34	89,024,790.79

		700,000.00	700,000.00
		29,841,907.74	24,998,621.36
		159,123.53	25,300.00
		99,206,195.04	
		129,907,226.31	25,723,921.36
		102,638,690.99	47,738,638.88
		50,000,000.00	140,000,000.00
		53,000,000.00	
		205,638,690.99	187,738,638.88
		-75,731,464.68	-162,014,717.52
		515,784,000.00	656,255,675.00
		161,264,000.00	85,640,000.00
		677,048,000.00	741,895,675.00
		687,524,000.00	592,155,675.00
		29,318,959.84	30,219,481.05
		55,161,212.63	20,166,393.04
		772,004,172.47	642,541,549.09
		-94,956,172.47	99,354,125.91
		-182,024.73	-1,014,628.22
		8,110,518.46	25,349,570.96

		65,242,925.89	39,893,354.93
		73,353,444.35	65,242,925.89

2012 1 12

: :

	301,402,144.00	37,581,245.71			68,886,710.56		77,195,241.64	-886,110.58	14,462,710.23	498,641,941.56
	301,402,144.00	37,581,245.71			68,886,710.56		77,195,241.64	-886,110.58	14,462,710.23	498,641,941.56
		-406.62			1,744,937.10		15,881,012.01	260,293.20	1,617,369.16	19,503,204.85
							17,625,949.11		3,177,246.94	20,803,196.05
		-406.62						260,293.20	111,554.22	371,440.80
		-406.62					17,625,949.11	260,293.20	3,288,801.16	21,174,636.85

1

1										
2										
	301,402,144.00	37,580,839.09			70,631,647.66		93,076,253.65	-625,817.38	16,080,079.39	518,145,146.41

: :

	274,001,949.00	37,581,245.71			68,051,727.44		100,873,586.59	-608,260.49	133,570,889.78	613,471,138.03
	274,001,949.00	37,581,245.71			68,051,727.44		100,873,586.59	-608,260.49	133,570,889.78	613,471,138.03
	27,400,195.00				834,983.12		-23,678,344.95	-277,850.09	-119,108,179.55	-114,829,196.47
							10,036,872.15		-2,200,200.79	7,836,671.36
								-277,850.09	-119,078.60	-396,928.69

2012

10,036,872.15	-277,850.09	-2,319,279.39	7,439,742.67
---------------	-------------	---------------	--------------

	301,402,144.00	37,581,245.71			68,886,710.56		77,195,241.64	-886,110.58	14,462,710.23	498,641,941.56
--	----------------	---------------	--	--	---------------	--	---------------	-------------	---------------	----------------

2012 1 12

: :

	301,402,144.00	36,847,415.16			68,886,710.56		82,725,176.58		489,861,446.30
	301,402,144.00	36,847,415.16			68,886,710.56		82,725,176.58		489,861,446.30
		-406.62			1,744,937.10		15,704,433.89		17,448,964.37
							17,449,370.99		17,449,370.99
		-406.62							-406.62
		-406.62					17,449,370.99		17,448,964.37
1									
2									
3									
					1,744,937.10		-1,744,937.10		
1					1,744,937.10		-1,744,937.10		
2.									
3									

4								
1								
2								
3								
4								
1								
2								
	301,402,144.00	36,847,008.54			70,631,647.66		98,429,610.47	507,310,410.67

	274,001,949.00	36,847,415.16			68,051,727.44		108,090,562.49	486,991,654.09
	274,001,949.00	36,847,415.16			68,051,727.44		108,090,562.49	486,991,654.09
	27,400,195.00				834,983.12		-25,365,385.91	2,869,792.21
							8,349,831.19	8,349,831.19
							8,349,831.19	8,349,831.19
1								

2								
3								
					834,983.12		-6,315,022.10	-5,480,038.98
1					834,983.12		-834,983.12	
2.								
3							-5,480,038.98	-5,480,038.98
4								
	27,400,195.00						-27,400,195.00	
1								
2								
3								
4	27,400,195.00						-27,400,195.00	

1

1993 ()

()

1.

2.

()

1.

(

)

(

)

2.

(1)

(2)

(1)

(2)

(3)

1)

13

2)

14

(1)

(2)

3.

(1)

(2)

(2)

(1)

(1)

(2)

4.

(

)

5.

(

)

()

1.

	10%

2.

(1)

(2)		
	(%)	(%)
1 (1)	6	6
1-2	15	15
2-3	30	30
3	100	100
3		

- ()
- 1.
- (1)
- (2)
- 2.
- (1)
- (2)
- (3)
- (4)
- (5)
- 3.
- 4.
- 5.

()
1.
(1)

(2)

(3)

)
2.

3.

4.

22

()
1.

2.

	()	(%)	(%)
15-35	3	5	2.71-6.47
3-15	3	5	6.33-32.33
7-10	3	5	9.50-13.86
4-7	3	5	13.57-24.25

3.

4.

(1)

(2)

(3) 75% (75%) (4) [90% (90%)] (5)

- ()
- 1.
 - 2.
 - 3.

()

- 1.

- 2.
- (1)

3)

- (2)
- 3

(3)

3.

()

- ()
- 1.
 - 2.

()

50
5
10

3

4.

(2)

(1)

(3)

(4)

(5)

()

()

1.

(2)

(1)

4. (1) (2)
 ()
 1.

2.

()			
			[1]
			5%
			3%
	30%	1.2%	1.2% 12%
		12%	
			7% 5%
			3%
			2%
			[2]
[1]			13% 17%
			15% 13%
	9%	5%	
[2]	15%		
()			() 25%
	QJ BIO CHEMICAL CO.,LTD.		
()			
	2011 263		2011 15%
	3		

QJ BIO CHEMICAL CO.,LTD.

2

	2012 5 15	2012 11 15	20,000.00	
	2012 7 5	2013 1 5	3,525,000.00	
	2012 7 25	2013 1 25	3,000,000.00	
	2012 9 6	2013 3 6	3,000,000.00	
	2012 7 12	2013 1 8	2,000,000.00	
	2012 10 12	2013 4 10	1,000,000.00	
	2012 9 27	2013 3 27		

1

		(%)		(%)		(%)		(%)
	84,835,187.89	97.61	17,318,924.24	20.41	65,709,944.54	99.82	14,647,055.02	22.29
	84,835,187.89	97.61	17,318,924.24	20.41	65,709,944.54	99.82	14,647,055.02	22.29
	2,077,673.58	2.39	2,077,673.58	100.00	121,693.15	0.18	121,693.15	100.00
	86,912,861.47	/	19,396,597.82	/	65,831,637.69	/	14,768,748.17	/

	1,795,538.11	1,795,538.11	100	[]
	160,442.32	160,442.32	100	
	121,693.15	121,693.15	100	
	2,077,673.58	2,077,673.58	/	/

[]

2

5%(5%)

5%(5%)

3

--	--	--	--	--

		7,000,000.00	1	8.05
		6,317,029.72	1	7.27
		5,513,060.38	1	6.34
		3,629,800.00	1	4.18
HANGZHOU MARCH CHEMICALS CO.,LTD.		2,716,267.51	1	3.13
	/	25,176,157.61	/	28.97

()

1

		(%)		(%)		(%)		(%)
	117,881,501.06	98.51			19,056,994.30	69.72		
	1,636,141.76	1.37	386,114.99	23.60	7,437,860.56	27.21	630,474.58	8.48
	1,636,141.76	1.37	386,114.99	23.60	7,437,860.56	27.21	630,474.58	8.48
	148,269.03	0.12			839,216.56	3.07		
	119,665,911.85	/	386,114.99	/	27,334,071.42	/	630,474.58	/

			(%)	
[]	98,727,706.00			
[]	19,153,795.06			

	117,881,501.06		/	/
--	----------------	--	---	---

[]

()

1

		(%)		(%)
1	4,410,443.18	70.87	6,604,576.55	74.27
1 2	65,884.00	1.06	543,629.00	6.11
2 3	1,829.00	0.03		
3	1,744,823.20	28.04	1,744,823.20	19.62
	6,222,979.38	100.00	8,893,028.75	100.00

2

		1,744,073.20	3	
		747,526.69	1	
		640,380.00	1	
		596,639.74	1	
		570,969.10	1	
	/	4,299,588.73	/	/

3

5%(5%)

5%(5%)

4

(1) 5% (5%)

(2) 1

	1,744,073.20	
	1,744,073.20	

()

1

	13,892,945.86		13,892,945.86	19,141,559.18
				19,141,559.18

	18,616,229.10	99,574.00	18,516,655.10	15,697,557.83		15,697,557.83
	58,886,149.00	2,213,850.65	56,672,298.35	108,713,750.13	6,412,230.35	102,301,519.78
	33,345,440.22		33,345,440.22			

			13,000.00		33,345,440.22
--	--	--	-----------	--	---------------

()

		16,000,000.00
		16,000,000.00

() :

		140,000,000.00
		140,000,000.00

() :

	(%)	(%)					
	30.00	30.00	118,669.46	106,220.59	12,448.87	29,994.50	1,768.59
	45.00	45.00	22,494.10	14,306.95	8,187.15	1,174.40	-52.81
	40.00	40.00	77,374.26	56,861.60	20,512.66	10,262.12	329.55
	40.00	40.00	1,671.64	325.66	1,345.98	3,664.94	53.82
	22.86	22.86	59,005.03	34,916.90	24,088.13	9,265.61	-5,696.21

() :

1

	7,000,000.00	1,400,000.00	-1,400,000.00				

	60,000,000.00	54,722,700.33	-6,366,080.65	48,356,619.68			30.00	30.00
	33,750,000.00	37,091,212.26	-238,056.30	36,853,155.96	688,895.30		45.00	45.00
	24,000,000.00	90,943,558.85	-8,281,784.00	82,661,774.85		9,600,000.00	40.00	40.00
	5,000,000.00	5,337,767.06	46,155.69	5,383,922.75		169,112.85	40.00	40.00
	80,000,000.00	68,558,297.38	-13,021,527.30	55,536,770.08			22.86	22.86

[]

() :

1

	270,515,081.05	238,286,916.86	1,314,978.95	507,487,018.96
	104,664,776.21	92,650,592.34		197,315,368.55
	5,871,571.93	715,205.10	709,622.00	5,877,155.03
	91,518,119.31	81,686,850.84	15,091.11	173,189,879.04
	68,460,613.60	63,234,268.58		

	84,391,589.04	/	/	172,145,133.85
		/	/	
	1,986,068.65	/	/	2,001,589.72
	82,932,899.52	/	/	154,441,541.53
	47,977,515.71	/	/	99,116,465.09

27,305,093.24

232,073,205.12

2

	65,544,608.89	11,203,555.42	54,341,053.47
	31,830,391.11	9,627,342.88	22,203,048.23
	97,375,000.00	20,830,898.30	76,544,101.70

3

2

--	--	--	--	--	--	--	--	--	--

()

() :

	1,760,306.65	1,236,183.86	1,494,805.34		1,501,685.17
	1,760,306.65	1,236,183.86	1,494,805.34		1,501,685.17

() /

1

(1)

	1,942,107.11	1,407,124.45
	332,108.96	961,834.55
	2,274,216.07	2,368,959.00
	751,632.11	778,729.53
	751,632.11	778,729.53

(2)

	3,006,528.47

	180,628.07				180,628.07

[3]
182.40

()

	10,000,000.00	9,000,000.00
		25,104,850.80
	10,000,000.00	34,104,850.80

10,000,000.00

()

1

	15,819.44	190,514.35	189,258.23	17,075.56
	288,075.00	1,782,610.12	1,755,504.12	315,181.00
	1,240,485.08	58,467,208.00	8,389,703.04	51,317,990.04
		596,401.57	596,401.57	
	14,894.05	126,458.95	141,353.00	
	4,826,218.63	104,050,590.75	53,308,303.43	55,568,505.95

[]

(2)

1)

2013 1-2

2)

2013 1-2

()

	2,493,346.88	-1,816,165.46
	24,675.00	15,609.00
	4,782,552.28	1,577,718.39
	106,636.59	2,139,970.30
	140,673.45	42,157.28
	332,446.75	642,637.23
	281,478.63	422,141.79
	14,581.87	7,898.21
	81,959.09	24,610.37
	54,655.48	16,406.91
	62,342.09	44,861.23
	8,375,348.11	3,117,845.25

()

	620,991.67	970,103.79
[]	8,940,821.92	
	9,561,813.59	970,103.79

[]

()

			1
[]	334,272.00	245,656.00	
	334,272.00	245,656.00	/

[]
 ()
 1

	1,773,430.20	3,386,398.50
	1,382,228.48	1,192,474.48
	820,316.00	962,766.00
	1,499,379.79	1,384,632.49
	0	30,000,000.00
	5,475,354.47	36,926,271.47

2 5%(5%)

		30,000,000.00
		30,000,000.00

()

[]	140,000,000.00	
	140,000,000.00	

[]

()

1

			%		
[1]	2011.04.01-2014.05.10	106,748,358.24		4,615,436.69	50,527,231.31
[2]		116,167.47			116,167.47

[1]

[2]

2

		50,527,231.31	81,397,246.36

		50,527,231.31		81,397,246.36
		50,527,231.31		

()

[]		144,352,392.47	1,770,000.00
		144,352,392.47	1,770,000.00

[] 142,888,392.47

	93,076,253.65	/
--	---------------	---

()

1

	439,488,748.14	554,077,032.70
	6,453,062.58	4,891,622.66
	357,201,302.09	474,424,708.22

2

	336,471,489.50	273,849,874.38	413,389,641.52	349,043,263.49
	101,935,830.07	78,790,972.48	110,036,876.85	88,914,757.75
	1,081,428.57	1,214,845.40	30,650,514.33	34,532,272.03
	439,488,748.14	353,855,692.26	554,077,032.70	472,490,293.27

3

	263,381,191.20	214,776,257.96	310,451,270.58	257,287,221.57
T	43,931,623.72	31,463,610.50	8,726,495.70	6,310,458.34
	29,158,674.58	27,610,005.92	94,211,875.24	85,445,583.58
	96,208,413.67	75,647,154.69	105,722,158.48	85,809,983.42
	5,727,416.40	3,143,817.79	4,314,718.37	3,104,774.33
	1,081,428.57	1,214,845.40	30,650,514.33	34,532,272.03
	439,488,748.14	353,855,692.26	554,077,032.70	472,490,293.27

4

	328,339,889.73	273,094,136.62	435,991,013.39	379,297,671.57
	111,148,858.41	80,761,555.64	118,086,019.31	93,192,621.70
	439,488,748.14	353,855,692.26	554,077,032.70	472,490,293.27

5

	42,991,452.78	9.64
	22,389,380.48	5.02
	17,079,545.96	3.83

	16,486,725.66	3.70
HANGZHOU MARCH CHEMICALS CO.,LTD	15,536,431.22	3.48
	114,483,536.10	25.67

()

	148,171.34	134,143.52	
	420,306.52	324,161.53	
	236,643.30	180,812.90	
	46,169.01	26,684.28	
	157,762.18	123,480.49	
	1,009,052.35	789,282.72	/

()

	8,253,576.68	11,036,832.18
	260,362.73	2,210,337.07
	856,376.66	690,690.00
	0	86,419.09
	9,370,316.07	14,024,278.34

()

	64,810,936.89	0
	19,022,062.83	22,598,726.47
	10,140,270.66	13,772,540.78
	5,487,178.47	6,805,730.28
	3,044,231.57	5,525,592.97
	2,666,735.52	4,073,906.03
	1,724,399.11	2,332,814.11
	2,468,251.35	2,322,280.00
	1,729,870.14	1,877,606.54
	932,568.19	1,016,549.24
	604,755.04	673,373.71
	899,889.82	1,493,922.68
	113,531,149.59	62,493,042.81

()

--	--	--

	43,189,442.29	34,705,471.89
	-1,438,900.96	-1,874,366.81
	203,876.31	1,034,690.27
	2,790,070.46	1,144,296.17
	44,744,488.10	35,010,091.52

()

1

	300,000.00	300,000.00
	-16,482,109.17	16,907,695.96
		4,492,218.01
	15,050,192.20	9,282,037.35
	245,167.12	
	-886,749.85	30,981,951.32

2

	300,000.00	300,000.00	
	300,000.00	300,000.00	/

3

	-4,756,416.73	-1,299,283.66	
	-237,649.68	-845,533.24	
	1,318,216.00	31,571,477.91	
	215,268.54	159,934.34	
	-13,021,527.30	-12,678,899.39	
	-16,482,109.17	16,907,695.96	/

()

	4,383,490.06	-807,445.65
	3,022,006.19	1,346,325.39

	200,789.72	746.40	200,789.72
	200,789.72	746.40	200,789.72
	603,800.00	503,000.00	603,800.00
[]	88,982,868.07	0	88,982,868.07
	449,715.83	680,021.29	
	116,503.86	242,857.57	116,503.86
	0.78	10,208.41	0.78
	90,353,678.26	1,436,833.67	89,903,962.43

[]

()

	5,622,793.69	1,636,808.01
	67,645.51	131,153.33
	5,690,439.20	1,767,961.34

()

		2012
	A	17,625,949.11
	B	56,093,809.11
	C=A-B	-38,467,860.00
	D	301,402,144.00
	E	
	F	
	G	
	H	
	I	
	J	
	K	12

L=D+E+F 301,402,144.00

G/K-H

I/K-J

()

1		
2.	-406.62	
	-406.62	
3		
4	371,847.42	-396,928.69
	371,847.42	-396,928.69
5.		
	371,440.80	-396,928.69

()

1

	202,445,722.96
	48,000,000.00
	22,209,159.09
	980,100.20
	970,550.00
	266,754.00
	128,217.10
	275,000,503.35

2

	78,000,000.00

	30,652,692.49
	17,595,833.69
	10,964,063.45
	2,749,735.56

	20,803,196.05	7,836,671.36
	7,405,496.25	538,879.74
	27,305,093.24	30,235,203.20
	917,681.68	1,067,117.72
	1,494,805.34	2,163,677.23
	183,850.98	-83,544.74
	44,550,676.02	33,922,356.30
	886,749.85	-30,981,951.32
	94,742.93	158,250.75
	-27,097.42	-27,097.42
	-257,016.96	-26,768,763.96
	-76,254,878.74	-17,047,489.19
	132,919,504.70	149,259,341.20
	160,022,803.92	150,272,650.87

2

()

		77573211-9
		76642437-6
		14670267-0
		72452080-2

()

1 /

				%		%
			1,422,524.53	55.10	2,259,523.00	75.99
			1,159,090.96	44.90	473,446.36	15.92
					240,636.00	8.09

2

2010 1126
2 2012
14,000 2012 12 31

			()			
			2,200.00	2012.03.22 -2012.07.31	2013.03.12 -2013.07.04	
			2,000.00	2012.09.10	2013.09.09	
			182.40[]	2012.09.13	2013.02.27	
			4,382.40			

[]

3

3.

	[1]			
[2]	37,000,000.00	2012.09.19 -2012.10.08	2012.09.28 -2012.12.28	

[1] ()

30,000,000.00 48,000,000.00 2012 12 31

78,000,000.00

[2] 7.2% 362,000.00

4.

			12%	140,000,000.00	2011.02.23	2013.02.22

16,659,856.12

16,166,607.24

1,609,663.92

()

:

:

:

		140,000,000.00			
				140,000,000.00	

:

:

:

			30,000,000.00

()

2012 2 3 14,000
 7% 2012 2 3 2013 2 3 2010 10 1.4
 1.2 2013 2 3

()

2004 6 30
 (2004 11)
 31,520.16 (47.28) 120 (2,269,450.00
 7.50) 3,782,419.00 2005 2011 2 28
 85.80 (2004 11
 47.28)
 2,269,450.00
 525,376.80 1,744,073.20

()

1. 2012 2 3 14,000
 7% 2012 2 3 2013 2 3 2013 2 1
 14,980.75
 2. 2013 2 22 2013 3 15 14,000
 143,877,787.00
 2013 3 17 2013
 7,000
 12% 6
 3. 2013 2 26
 6,000 5,000 ,
 2013 1 21 2013 4 20

()

()

() 2011 3 16 9,500
 1,900 7,600
 237.50 0.3333 ()
) 36 12 5.3375 ()
) 8,895,696.52
 1.00 2012 12 31
 19,153,795.06 53,082,176.10
 35,485,451.74

2,554,944.79

1	35,388,117.40
1-2	17,694,058.70
	53,082,176.10

135,725,941.94

95,000,000.00

	10,378,187.30			233,556.34	12,657,276.34
	740,852.66				381,386.85

()

1. 2012 12 31 ()

			472.13	315.73	300.00	2013.01.18
			137.56	114.91		

2. 2012 12 31 ()

			[1]	[1]	2,000.00	2013.03.18
			[1]	[1]	182.40	2013.02.27
			[2]	[2]		

[1] 2012 12 31

[2]

3.

1 2002 12 25

()
1

		(%)		(%)		(%)		(%)
	117,881,501.06	89.11			19,056,994.30	47.31		
14,263,194.59	10.78	1,042,846.54	7.31	20,386,497.35	50.61	2,487,392.79	12.20	
14,263,194.59	10.78	1,042,846.54	7.31	20,386,497.35	50.61	2,487,392.79	12.20	
148,269.03	0.11			839,216.56	2.08			
132,292,964.68	/	1,042,846.54	/	40,282,708.21	/	2,487,392.79	/	

			(%)	
[]	98,727,706.00			
[]	19,153,795.06			
	117,881,501.06		/	/

[]

		(%)		(%)		
	1					
1	14,047,627.24	98.49	842,857.63	8,151,264.75	39.98	489,075.89
1	14,047,627.24	98.49	842,857.63	8,151,264.75	39.98	489,075.89

	13,244,096.08	13,244,096.08	0	13,244,096.08			52.38	52.38
	8,000,000.00	8,000,000.00	0	8,000,000.00			80.00	80.00
QJ BIO CHEMICAL CO.,LTD.	4,802,700.00	4,802,700.00	0	4,802,700.00			70.00	70.00
	50,000,000.00	0	50,000,000.00	50,000,000.00			100.00	100.00
[]	7,000,000.00	1,400,000.00	-1,400,000.00	0				

	60,000,000.00	54,722,700.33	-6,366,080.65	48,356,619.68				30.00	30.00
	33,750,000.00	37,091,212.26	-238,056.30	36,853,155.96	688,895.30			45.00	45.00
	24,000,000.00	90,943,558.85	-8,281,784.00	82,661,774.85			9,600,000.00	40.00	40.00
	5,000,000.00	5,337,767.06	46,155.69	5,383,922.75			169,112.85	40.00	40.00
	80,000,000.00	68,558,297.38	-13,021,527.30	55,536,770.08				22.86	22.86

[]

()

1

	378,914,118.01	459,948,968.52
	21,061,730.31	20,730,481.73
	331,964,894.25	407,317,961.20

2

	321,661,335.90	264,558,275.24	391,478,984.79	331,910,458.47
	57,252,782.11	47,861,683.70	68,469,983.73	56,299,284.46
	378,914,118.01	312,419,958.94	459,948,968.52	388,209,742.93

3

	248,571,037.60	205,484,658.82	288,540,613.85	240,154,416.55
	29,158,674.58	27,610,005.92	94,211,875.24	85,445,583.58
	57,252,782.11	47,861,683.70	68,469,983.73	56,299,284.46
T	43,931,623.72	31,463,610.50	8,726,495.70	6,310,458.34
	378,914,118.01	312,419,958.94	459,948,968.52	388,209,742.93

4

	269,669,115.00	233,525,478.70	343,308,005.73	295,914,219.22
	109,245,003.01	78,894,480.24	116,640,962.79	92,295,523.71
	378,914,118.01	312,419,958.94	459,948,968.52	388,209,742.93

5

	42,991,452.78	10.75
	22,389,380.48	5.60
	16,548,572.51	4.14
	16,486,725.66	4.12
HANGZHOU MARCH CHEMICALS CO.,LTD.	15,536,431.22	

	113,952,562.65	28.49
--	----------------	-------

()

1

	2,138,568.00	2,138,568.00
	-18,091,773.09	10,036,753.44
[]	16,659,856.12	16,927,563.05
	706,651.03	29,102,884.49

2

	1,838,568.00	1,838,568.00	
	300,000.00	300,000.00	
	2,138,568.00	2,138,568.00	/

3

	-6,366,080.65	-5,277,299.67	
	-237,649.68	-845,533.24	
	1,318,216.00	31,571,477.91	
	215,268.54	159,934.34	
	-13,021,527.30	-15,571,825.90	
	-18,091,773.09	10,036,753.44	/

4)

()

1		
		17,449,370.99
		4,698,306.90

	413,163.48	477,431.48
	1,494,805.34	2,163,677.23
	16,398.37	-7,933.58
	42,086,940.93	32,355,653.86
	-706,651.03	-29,102,884.49
	138,822.25	136,553.24
	33,374,318.18	22,180,568.41
	-75,027,504.46	-39,143,693.99
	132,606,521.04	65,117,339.87
	178,980,180.34	89,024,790.79
2		
		97,375,000.00
3		
	73,353,444.35	65,242,925.89
	65,242,925.89	39,893,354.93
	8,110,518.46	25,349,570.96

()

	2012		2011	2010
	-183,850.98		4,575,762.75	22,238,861.64
	204,908,901.25		7,083,773.74	974,074
	362,000.00		366,981.71	855,530.8
				14,487.94

	245,167.12			5,291,251.47
	15,050,192.20		9,282,037.35	
	-592,087.54		447,012.18	-945,282.75
	-153,793,804.96			
	73,777.17		-165,484.6	-220,370.48
	-9,976,485.15		-3,956,302.76	-2,476,650.3
	56,093,809.11		17,633,780.37	25,731,902.32

[]

()

	%		
	3.58	0.06	0.06
	-7.80	-0.13	-0.13

2.

	A	17,625,949.11
	B	56,093,809.11
	C=A-B	-38,467,860.00
	D	484,179,231.33
	E	
	F	
	G	

	H	
	II	260,293.20
	J1	

	31,555,124.13	117,773,545.37	-73.21%	
	310,324,000.00	463,240,000.00	-33.01%	
	10,000,000.00	34,104,850.80	-70.68%	
	9,044,214.91	19,386,779.49	-53.35%	
	55,568,505.95	4,826,218.63	1051.39%	
	8,375,348.11	3,117,845.25	168.63%	
	9,561,813.59	970,103.79	885.65%	
	5,475,354.47	36,926,271.47	-85.17%	
	140,000,000.00			1.40
	50,643,398.78	81,513,413.83	-37.87%	
	144,352,392.47	1,770,000.00	8055.50%	
	445,941,810.72	558,968,655.36	-20.22%	
	357,201,302.09	474,424,708.22	-24.71%	
	9,370,316.07	14,024,278.34	-33.19%	
	113,531,149.59	62,493,042.81	81.67%	
	44,744,488.10	35,010,091.52	27.80%	
	7,405,496.25	538,879.74	1274.24%	
	-886,749.85	30,981,951.32	-102.86%	
	205,054,057.09	8,371,143.04	2349.53%	
	90,353,678.26	1,436,833.67	6188.39%	
	5,690,439.20	1,767,961.34	221.86%	

1
2
3

2013 3 28